



Four Seasons
HEALTH CARE

Maple Lodge Care Home, Sunderland

A home that feels *just right*

Our home is situated in a peaceful suburb of Sunderland, with stunning views of the open countryside. We are close to local shops and public transport, making us easily accessible for visitors to stop by any time.

Our team offers residential care for those who need help with daily tasks, nursing care for people with more complex medical needs, and care for those living with dementia. We also provide respite care for those who would like a change of scenery and good company, or for carers to take a short break.

Our chef and catering team work to create meals that are nutritious and tasty, using fresh, seasonal ingredients. For extra variety, we enjoy a range of activities and events throughout the year, so our residents are never without something to do.



“ I have found Maple Lodge to be a warm and welcoming homely environment. ”



Our residents particularly like...

- Relaxing and socialising in our beautiful garden
- Fresh, home baking every day
- Refreshments always available
- Our on-site hairdresser
- Regular visits from members of our local community
- Being able to add personal touches to their rooms
- There is always someone to chat to











Variety every day

We have strong connections with the local community and our events and activity programme includes something for everyone with the opportunity for lots of socialising or quiet time if preferred.

If a resident has a hobby or pastime they enjoy, we'll encourage them to continue it with us. Or perhaps they may like to rekindle a love of something or possibly learn something new. The important thing is that we treat every resident as an individual.










Our Facilities & Services

-  All Ensuite
-  Choice Of Lounges
-  Garden
-  Patio
-  Close to Local Shops
-  Minibus or Other Transport
-  Own Furniture if Required
-  Wi-Fi
-  All Single Rooms
-  TV Point In All Rooms

Funding

We provide care for those who are funded by their Local Authority or NHS Trust as well as those paying for their own care.

Types of Care

-  Residential
-  Nursing
-  Dementia Nursing
-  Dementia Residential
-  Respite
-  Palliative
-  Mental Health Conditions

"I can tell my mum is happy as she smiles at everyone."

Contact Us

If you'd like to arrange a visit to **Maple Lodge**, or talk to us about our care options, please call or email.

0191 549 3672

Maple.Lodge@fshc.co.uk

Woolwich Road, Witherwack,
Sunderland SR5 5SF

Require more information?

Please see our website www.fshc.co.uk to see our latest ratings and reviews